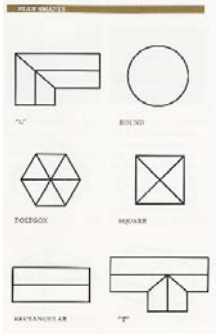


# Michigan Barn and Farmstead Survey Manual

www.michiganbarns.org

# Visual Glossary

## Visual Glossary



## Plan Shapes

## Farmstead Buildings



## CHICKEN COOP



Building that shelters chickens, usually small, on-grade, one-story with several windows facing south. Usually has shed, gable, or half-monitor roof.

## CORNCRIB



Structure used to store ear corn, built in a wide variety of sizes, shapes, and materials. Early corncribs are wooden, 7 to 8 feet tall, narrow gable- or shed-roofed structures raised on piers, with narrow horizontal board siding, the longer side walls usually flared out at the top. Later cribs are longer and taller. Drive-through corncribs have two cribs 8 feet to 12 feet apart with a roof covering both.

## GRANARY



Used to store small grains. As a freestanding building, is small, rectangular, gable-roofed, and raised on piers to keep rodents out. It can be one or two stories with few if any windows high up from the floor. Usually has a 3- to 4- foot walk-in door. Sometimes totally enclosed within a barn.

## HOG HOUSE, HOG BARN, or PIGGERY



Building used to shelter swine; usually medium-sized, one story, with gable or gambrel roof. May have several short doors along one or both side walls. The lower walls are usually stronger than other farm structures and may be made of poured concrete, cement block, or ceramic tile.

## MACHINE SHED



Usually a long, one-story, shed or gable roofed building. Originally used to store horse-drawn equipment and machinery. Many were still in use through the mid 20th century.

## MILK HOUSE



Small, one-story building used to store and cool milk. Usually will be on-grade and has a gable or hip roof. Many times attached to the barn with separate entrance. Usually made of cement block or ceramic tile.

## OUTHOUSE



A small structure detached from, but near the residence, originally used as a toilet.

## SILO



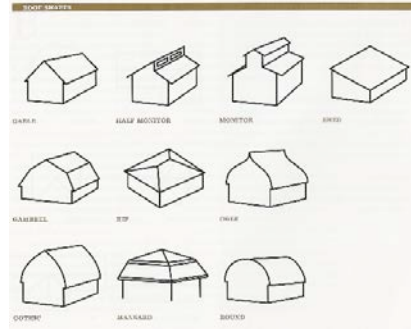
An upright, cylindrical structure used to store silage. Can be made of wood staves with steel rod hoops, all-metal and bolted together, poured concrete, concrete blocks, glazed tile, and rarely, stone.

## WINDMILL



A tower structure with a large fan and tail at the top. Wind turns the wheel and a gear mechanism converts the rotary motion to a reciprocating motion for pumping water.

## Roof Shapes



## GABLE



## GAMBREL



## GOTHIC



## OGEE



ROUND



MONITOR



HALF MONITOR



HIP



SHED



MANSARD



## Roof Coverings



## ASPHALT SHINGLE



Shingle of varying shapes, made with an asphalt base covered with mineral granules of varying color, shape, and texture.

## SLATE



Shingles made from slate stone. Varying colors may be used to spell out names or dates. Shapes may also vary and be used to create patterns. Differences in color are very subtle. Fairly uncommon in Michigan.

## STEEL: CORRUGATED



Steel sheets, usually galvanized, shaped in parallel furrows and ridges, giving a rippled effect. Usually covers an earlier wood or asphalt shingle roof. May appear dull gray in color if the zinc plating (galvanizing) is still intact; may be partly or totally rusted.

If painted with aluminum paint, it will look bright and silvery. Can be used for both roofs and siding.

## STEEL: RIBBED



The most modern of the roofing materials defined here, sometimes called "pole building steel." It can be used as roofing or siding in new construction or over old roofs or siding. Is made of sheets of steel formed with parallel rows of ridges 8 to 12 inches apart. Comes pre-painted in a variety of colors.

## STEEL: STANDING SEAM



An older type of galvanized (plated with zinc) steel roofing, most often used as a second or third roof covering. May be dull gray in color (if the galvanizing is still intact), rusted, or painted. Seams are 1 inch tall, perpendicular to the ridge, and approximately 20 inches apart.

## Building Features



## CUPOLA



A roofed wooden structure mounted on the roof ridge that ventilates the upper part of the building. Sometimes cupolas are non-functional, decorative features.

## DORMER



A roofed projection from the main surface of the roof, usually with a window, door, or louvered vent.

## LIGHTNING ROD



Slim vertical metal rod attached to the ridge of a roof or the top of cupolas or ventilators, and connected to heavy copper cables, which directs lightning current to the ground. Some are ornate, with glass spheres, and/or a weathervane.

## OVER SHOOT



Also called "fore bay" where the upper floor is extended over the foundation on the downhill side. Most commonly found in banked barns. May be supported by the foundation on the ends or completely unsupported. They range from 4 to 8 feet in depth. May have supports added to compensate for failing footings or framing members. These are quite rare in Michigan.

## PENT ROOF




A shed roof projecting from a wall having no other support. Can be very small to shelter a door or quite large to provide shelter for farm activity. These are quite rare in Michigan.

## TRANSOM WINDOWS



A single row of windows above a door.

## VENTILATOR



A metal, factory-built structure, attached to the ridge of a roof, that ventilates the building.

## WEATHERVANE



A device attached to a building that indicates wind direction. Often mounted on lightning rod.

## Siding Materials



## BRICK



Fired-clay building blocks in a variety of colors, used with mortar to construct foundations or walls. Brick may be painted.

## CONCRETE OR CINDER BLOCK



Concrete with coarse sand aggregate or cinders formed into hollow-core building blocks, approximately 8 inches high and 16 inches long. Laid with mortar, they form foundations or walls. Sometimes block have a decorative surface. Can be a foundation or a whole wall.

## STEEL: RIBBED



Ribbed-steel siding has the same look as ribbed-steel roofing.

See Ribbed Steel roofing.

## STONE



Stone siding can be plain field stone, dressed, or split.

See foundation materials.

## WOOD: BOARD-AND-BATTEN




Narrow boards nailed over the gaps between vertical board siding.

## WOOD: HORIZONTAL SIDING



Thin boards applied horizontally with the bottom of one board lapped over the top of the one below. Can be in different shapes, or have a tongue-and-groove connection between boards.

## WOOD: V-GROOVE



Tongue-and-groove wood board siding. The joint between boards appears as a groove along the length. Usually in 6- or 8-inch-wide panels, they also have a groove in the center of the board giving the appearance of more, narrower boards, sometimes called "pattern 116" or "car siding."

## WOOD: VERTICAL BOARDS



Long, wide, usually 1-inch-thick boards nailed on vertically.



## Foundations



## BANK BARN



Built into a hillside, allowing access to a lower level on the downhill side, and a level above on the uphill side.

## BRIDGED RAMP



Built with a ramp that is hollow under the portion next to the foundation.

## ON GRADE



Built with the first floor at ground level, with no ramp. Barn doors are at grade level.

## PIERS



Can be simply a large boulder, concrete posts, blocks, or bricks elevating a building a few inches to 2 feet off the ground.

## RAISED



Built on grade, but with a distinct lower level or basement and an upper floor; usually with a ramp.

## RAMPED



Built with an earthen ramp to gain access to the drive floor of a raised barn.

## Foundation Materials



## BOULDERS



Large field stones set into the earth at building corners and beneath interior support posts.

## CONCRETE BLOCK



Concrete with coarse sand aggregate is formed into hollow-core building blocks, approximately 8 inches high and 16 inches long. Laid with mortar, they form foundations or walls. Sometimes blocks have a decorative surface. Also called cement block or cinder block. Can be a foundation or a whole wall.

## FIELD STONE



Rounded and irregularly sized stones as found in the field, set in lime or cement mortar.

## FIELD STONE-SPLIT



Field stones that are split and set in mortar with the flat faces on the outside wall.

## FIELD STONE-DRESSED



Split field stones further shaped into blocks of relatively uniform size and shape and set in regular horizontal courses

## GLAZED TILE



Clay tiles with a shiny glaze in a wide variety of colors, dark red to creamy yellow, sometimes two-toned.

## POURED CONCRETE



A masonry wall of uniform texture, with no joint lines. Surface may vary from very smooth to rough pebbly.



Created by LuAnne Kozma,  
Vera Wiltse and Steve Stier, 2009

Michigan Barn & Farmstead Survey

[www.michiganbarns.org](http://www.michiganbarns.org)

MICHIGAN STATE UNIVERSITY  
**MUSEUM**

MICHIGAN STATE  
UNIVERSITY  
EXTENSION